

1 **AppendixA: Figure 1.** Light environment in the understory of the reforested (a-b) and the  
2 undisturbed (c-d) habitat within study population. In (a) a *Daphne laureola* plant is visible in  
3 the foreground.

4  
5  
6 **Appendix A: Figure 2.** Spatial patterns of females and hermaphrodites of *Daphne laureola* in  
7 a undisturbed forest area. Univariate pattern in female individuals (a) and bivariate pattern  
8 comparing spatial pattern of female and hermaphrodite individuals (b-d). The pair-correlation  
9 function of the data is shown as solid line with closed circles, the expectation of the null  
10 models as solid grey and the simulation envelopes being the 25<sup>th</sup> smallest and largest values  
11 of the 999 simulations of the null model (CSR) as solid black lines. The univariate pattern of  
12 females was measured by the statistic  $g_{11}(r)$ , which tested if the pattern of females was  
13 aggregated within the pattern of all plants. Two statistics were calculated to compare the  
14 spatial pattern of female and hermaphrodites or bivariate pattern. The first one ( $g_{22}-g_{11}$ )  
15 compares the global patter of hermaphrodite and female plants directly. The second one  
16 ( $g_{1,1+2}-g_{2,1+2}$ ) compares the density of plants around female individuals with the corresponding  
17 density of plants around hermaphrodite individuals.

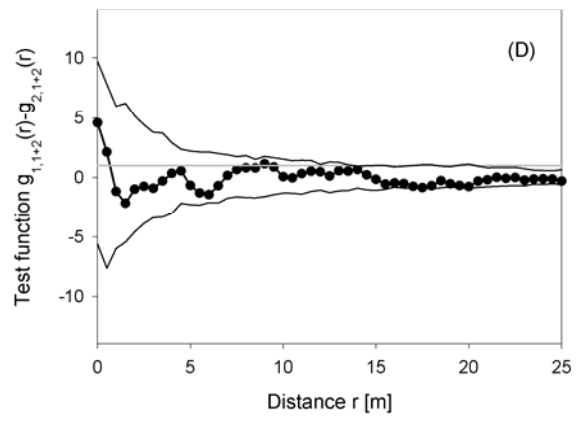
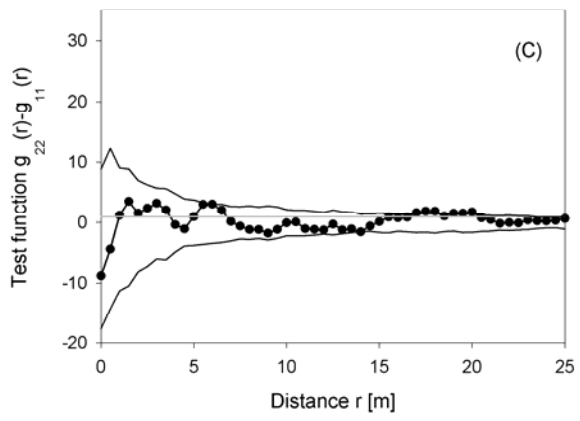
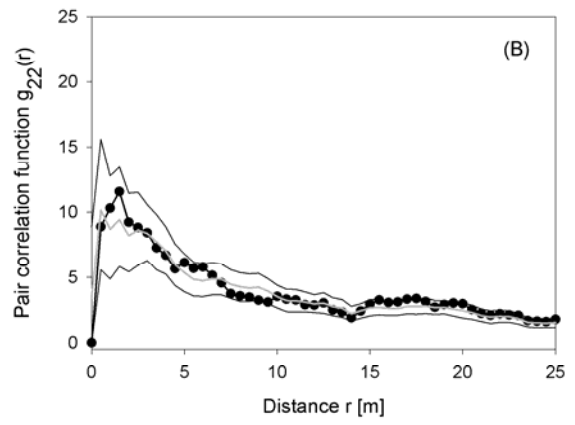
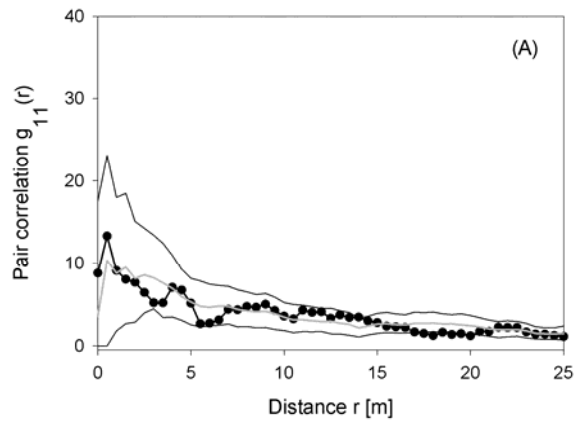


18

19

20

**Appendix 1**



21

22

23

24

## Appendix 2